

Woodborough Horticultural Society

SPRING SHOW 2012

Saturday 14 April 2012

2 p.m. – 4 p.m.

Village Hall

Lingwood Lane

Woodborough

Daffodils, primulas and other spring flowers, children's section,
floral art.

Book and plant stalls.

Refreshments and raffle.

Admission: £1

(Children 14 and under FREE)

Members and non-members are welcome to exhibit and view.



We are indebted to our advertisers and individual sponsors for their generosity, helping us to defray our printing costs. We also acknowledge the support of a grant by Nottinghamshire Community Foundation Grassroots Grants.

Woodborough Horticultural Society is affiliated to the Royal Horticultural Society and The Daffodil Society

SPRING SHOW EXHIBITION RULES

1. Please submit your entry form in good time. Entries will be accepted until 9 a.m. on the morning of the show, but in no circumstances after that time.
2. Doors open 7.30 a.m. Exhibits to be staged by 9.45 a.m. As a courtesy to other Exhibitors, please stage in plenty of time. Exhibits that are already staged are moved ONLY at the discretion of the Show Secretaries. Especially distributed and grown entries may be brought to the Show Secretary (or another Committee member) or brought to the Village Hall the evening before, between 5.00 and 6.00 p.m. Collection may be arranged. Please contact the Show Secretary.
3. Exhibitors should provide their own exhibition vessels, EXCEPT for Section 1 (Narcissi) exhibits. Foliage and moss may be included with exhibits in Section 1. Moss is **not** supplied.
4. All exhibits remain the property of the Exhibitor, who must remove them after the Show.
5. The Show will close at 4 p.m. Exhibits must NOT be removed before this time.
6. Prize monies to be paid out after 4 p.m.
7. All exhibits must be the work of amateurs and must be the work of the Exhibitor. Exhibits in Sections 2 and 3 must have been in the care of the Exhibitor for not less than 6 months.
8. Exhibitors do not have to be a Member of Woodborough Horticultural Society. It is an open show.
9. Whilst every reasonable care will be taken, the Organisers cannot accept responsibility for loss or damage to exhibits containers etc.
10. If any Class has three or less entries, only one prize may be awarded in that Class at the discretion of the Judge.
11. If, in the opinion of the Judges, none of the exhibits merits an award, then the award will not be made.
12. The cups awarded shall be kept in good condition and returned to the Trophy Secretary during February 2013. Winners of the trophies on the day of the show will leave the trophies for the purposes of engraving; they may be collected from the Trophy Secretary as soon as they are engraved.
13. The standards for judging are those set by the recommendations of the Royal Horticultural Society and the National Daffodil Society.
14. Any Exhibitor may place any number of exhibits in any one class and may win any number of awards in any class.
15. The decisions of the Judges will be final.

ENTRY FEES

Adult entry fee = 25p per entry, however many entries. Children 14 and under FREE in all classes

PRIZES

1st = £1.00, 2nd = 60p, 3rd = 40p

Spring Show Secretaries 2012:

Heather Kirk, c/o 29 Aldene Way Woodborough 07706076720
Rod Hirst, "South Ridge" , Private Road, Woodborough 0115 9654532

SHOW TROPHY

D.R. Nind Trophy for the most points gained by one Exhibitor

Martins Farm

Architectural timberwork for the garden (trade welcome)

Bespoke Manufacturing Service

Trellis : Pergolas : Gazebos : Bridges : Gates : Doors
Steel & Stainless Steel : Installation & Servicing of Automatic Gates


Sales

Round and Square Sawn Pressure Treated Timbers
Willow Hurdles: Bark : New & Used Railway Sleepers
Quality Decking Boards : Balustrade
Comprehensive range of Ironmongery

Also outdoor clothing in our equestrian shop

Free and friendly advice

Dorket Head Farm, Arnold, Tel. 0115 926 8703
www.martinsfarm.co.uk / email: f.martin@live.co.uk



Exhibiting daffodils – a few notes of guidance ...

Anyone, with a little care and attention to detail, can grow daffodils to exhibition standard. You can grow a few ‘daffs’ in a pot, then move them to a more favourable climate (such as a cold greenhouse) then give extra watering as the bulbs start to flower. The real challenge, though, is to grow good flowers out of doors!

- Protection may be needed from **wind**; a few canes and netting will suffice.
- A large fleece stretched over the top of the plants will prevent **rain** and **soil splashes** and help to prevent **sun scorch**. Sun scorch may be a problem with daffodils with coloured cups.

TWO WEEKS BEFORE THE SHOW give all daffodils a good soaking with a **fertilizer** – tomato feed is ideal. Collect any ‘possible’ flower buds **4 – 5 DAYS BEFORE THE SHOW**. Keep the most ‘forward’ ones in a cool place and the one at bud stage in a warmer place in the light but out of direct sunlight.

When **selecting the flowers**, look at them from the back. Select the ones with nice clear petals and smooth edges. Now look at the flower from the front. Choose the flowers which will ‘look the judge in the eye’.

Staging is nothing more than putting the flowers in a vase with a little support. Woodborough Horticultural Society provides vases for Section I. You should bring supporting material such as moss, kitchen paper or even newspaper. The purpose of the supporting material is simply to hold the flower upright. Foliage is not essential but the odd leaf does add to the general appearance.

Single blooms – take a vase, half fill with water, choose the best flower and arrange one or two leaves behind it so that the top leaf is about 1” below the flower head. Pack supporting material.

Three blooms – start with the tallest flower at the back and two shorter ones at either side. The overall effect should give a nicely balanced triangle of three similar flowers. (Of course, the flowers will only be of the same *variety* when the schedule shows “SV”). Add supporting material.

Do not be afraid to ‘dress’ the flowers. The petals should be alternately ‘forwards’ and ‘behind’ (see diagrams) and you can coax the flower into shape.

Hopefully, you will now have an exhibit to be proud of. Remember, if the flower catches the judge’s eye, you are half way there! Finally, if you know the **name of your daffodil**, write it on a small card and place it against your exhibit.

NOTES ON DAFFODIL/NARCISSUS CLASSIFICATION

a. The system of classification used in this schedule is based on the recommendations of The Daffodil Society.

b. Colours applicable to the description of daffodil cultivars are abbreviated as follows:

| | | |
|----------------------|------------|----------------|
| W = white or whitish | Y = yellow | O = orange |
| P = pink | R = red | Col = coloured |

c. SV = same variety

d. For purposes of classification, the daffodil flower is divided into perianth (back petals) and corona (trumpet).

DIVISION 1 = TRUMPET DAFFODILS OF GARDEN ORIGIN

These have ONE flower to a stem, trumpet as long or longer than the length of the perianth petals.

DIVISION 2 = LARGE-CUPPED DAFFODILS OF GARDEN ORIGIN

These have ONE flower to a stem, trumpet more than one-third but less than equal to the length of the perianth petals.

DIVISION 3 = SMALL-CUPPED DAFFODILS OF GARDEN ORIGIN

These have ONE flower to a stem, trumpet not more than one-third the length of the perianth petals.

DIVISION 4 = DOUBLE DAFFODILS OF GARDEN ORIGIN

These have double flowers.

DIVISION 5 = TRIANDRUS DAFFODILS OF GARDEN ORIGIN

These have two or more pendent flowers to a stem; perianth segments reflexed

DIVISION 6 = CYCLAMINEUS DAFFODILS OF GARDEN ORIGIN

These have distinctly reflexed petals, like a Cyclamen flower.

DIVISION 7 = JONQUILLA DAFFODILS OF GARDEN ORIGIN

These have one to three flowers on a rounded stem. The flowers are fragrant.

DIVISION 8 = TAZETTA DAFFODILS OF GARDEN ORIGIN

These have three to twenty flowers to a stout stem, perianth not reflexed, usually scented

DIVISION 11 = SPLIT CORONA DAFFODILS OF GARDEN ORIGIN

These have flowers with a corona that is split (rather than lobed), usually for more than half its length.

The Daffodil Society

Exhibitors should note that Woodborough Horticultural Society is affiliated to The Daffodil Society. General enquiries about The Daffodil Society may be directed to Mrs. Terry Braithwaite, 105 Derby Road, Bramcote, Nottingham NG9 3GZ, Tel: 0115 9255498 (rogerbb@lineone.net)

Woodborough Horticultural Society Secretary:

More details of our programme may be obtained from Mrs. J. Hicking, 29, Aldene Way, Woodborough Tel: 0115 9654319 (phicking@lineone.net)

The Basic Daffodil Dictionary:

Corona refers to the cup or trumpet.


Perianth refers to the petals.

Reflexed petals are those which are angled away from the corona.

Pedicel is the 'neck' of the flower which joins it to the stem.

Horticultural Classification of Daffodils

Division 1: Trumpet



One flower per stem; longer corona (ie 'trumpet') at least as long as the perianth segments ('petals').

Division 8: Tazetta



3 to 20 flowers per stem, perianth segments spreading (not reflexed) and usually fragrant.

Division 2: Large Cupped



One flower per stem; shorter corona (ie 'cup') is more than 1/3, but less than equal to the length of the perianth segments ('petals').

Division 9: Poeticus



Usually one flower per stem; perianth segments white, corona very short or disc shaped, usually with a green/yellow centre and red rim but sometimes of a single colour. Usually fragrant.

Division 3: Small Cupped



One flower per stem; corona ('cup') not more than 1/3 the length of the perianth segments (petals).

Division 10: Bulbicodium




Usually one flower per stem; perianth segments insignificant compared to the corona; anthers dorsifixed (ie attached central to filament); filament, style curved.

Division 4: Double



One or more flowers per stem; double the number of perianth segments or the corona or both.

Division 11: Split Corona



A.

Corona (cup or trumpet) is split, usually for more than 1/2 its length. Either with the corona segments opposite the perianth segments usually in two whorls of three (type A), or with the corona segments alternate to the perianth segments, usually in a single whorl of 6 (type B).

Division 5: Triandrus



Usually two or more pendent flowers per stem, perianth segments often reflexed.



B.

Division 6: Cyclamineus



One flower per stem; perianth segments prominently reflexed. Flower at an acute angle to the stem with a very short pedicel.

Division 12: Other

This is for the 'miscellaneous' cultivars which do not fit the other classifications.

Div 7: Jonquilla and Apodanthus



Usually 1 to 5 (more rarely, up to 8) flowers per stem, perianth segments reflexed or spreading, corona is cup or funnel shaped or flared, usually wider than long. Usually fragrant.

Division 13: Other

This classification is for the cultivars distinguished solely by botanical name.



**Timmermans
garden centre**

Proud to be your
local garden centre
for over 22 years

inspiring beautiful gardens

Best quality & great value plants ~ unusual varieties from
premier nurseries ~ real expertise and friendly service from
experienced gardeners ~ inspiration & advice for both edible
& decorative gardens ~ numerous seed merchants stocked

Belle + Joe's
RUSTIC KITCHEN

Delicious home-cooking from fresh, everyday
'A great place to meet up with friends for
morning coffee, lunch or afternoon tea'

*Serving cooked breakfasts, Stone baked pizza, daily lunch specials,
artisan coffee, Sunday roasts, home-baked cakes, desserts & puddings.*

Lowdham Lane, Woodborough, Notts. NG14 6DN. Tel: 0115 9664033
www.timmermansgardencentre.com



The UK's No.1 Lawn Care Company

- Scarification
- Aeration
- Lawn Fertilising
- Weed Control
- Moss Control
- Water Conserver
- Pest and Disease Management

GreenThumb's annual lawn care treatments ensure your lawn looks lush, green and healthy. With prices starting from £15 per treatment, you can have a beautiful lawn for less than the cost of doing it yourself and without the hassle! Call your local branch today for a FREE lawn analysis and no obligation quote.

0115 965 4743

Or freephone on 0800 0111 222

GreenThumb
LAWN TREATMENT SERVICE

www.greenthumb.co.uk



SECTION 1: NARCISSI

TROPHIES

A.E. Foster Memorial Cup for the most points for daffodils

Four Bells Cup for the winner of Class 1.35

Daffodil Society Medal for the best daffodil bloom

Daffodil Society Diploma for the best collection of daffodils

The John Allison Trophy for the member with the highest points score in Section 1 (Narcissi), who has not won any trophy in this section for three years..

NOTES

1. Where the schedule states **THREE** daffodils, these may be all the same variety or three different varieties. This applies to all divisions.

2. Please add a small label to your exhibit bearing its name, if you know it. If you do not know the name of your exhibit(s), you will not be disadvantaged in judging.

DIVISION 1 - TRUMPET DAFFODILS

- 1.1 Division 1 – all yellow trumpet daffodils – show ONE
- 1.2 Division 1 – all yellow trumpet daffodils – show THREE
- 1.3 Division 1 – all white – show ONE
- 1.4 Division 1 – all white – show THREE
- 1.5 Division 1 - any combination of colours in this division – show ONE
- 1.6 Division 1 - any combination of colours in this division – show THREE

DIVISION 2 - LARGE-CUPPED DAFFODILS

- 1.7 Division 2 – all yellow - show ONE
- 1.8 Division 2 – all yellow - show THREE
- 1.9 Division 2 – all white – show ONE
- 1.10 Division 2 – all white – show THREE
- 1.11 Division 2 - any combination of colours in this division – show ONE
- 1.12 Division 2 - any combination of colours in this division – show THREE

DIVISION 3 – SMALL-CUPPED DAFFODILS

- 1.13 Division 3 – yellow with yellow cup – show ONE
- 1.14 Division 3 – yellow with yellow cup – show THREE
- 1.15 Division 3 – white with white cup – show ONE
- 1.16 Division 3 – white with white cup – show THREE
- 1.17 Division 3 – any other combination of colours – show ONE
- 1.18 Division 3 - any other combination of colours – show THREE

SPECIAL CLASS: DIVISION 2

Class 1X “Ambergate”
2R-O These have been
previously distributed
and are to be shown in
their pot

DIVISION 4 – DOUBLE DAFFODILS

- 1.19 Division 4 – all yellow – show ONE
- 1.20 Division 4 – all yellow – show THREE
- 1.21 Division 4 – all white – show ONE
- 1.22 Division 4 – all white – show THREE
- 1.23 Division 4 – other combinations – show ONE
- 1.24 Division 4 – other combinations – show THREE

DIVISION 5 – TRIANDRUS DAFFODILS

- 1.25 Any triandrus daffodil, any colour – show ONE
- 1.26 Any triandrus daffodil, any colour – show THREE

DIVISION 6 – CYCLAMINEUS DAFFODILS

- 1.27 Any cyclamineus daffodil, any colour – show ONE
- 1.28 Any cyclamineus daffodils, any colours – show THREE

DIVISION 7 – JONQUILLA DAFFODILS

- 1.30 Any jonquilla daffodil, any colour – show ONE
- 1.31 Any jonquilla daffodils, any colours – show THREE

DIVISION 8 TAZETTA DAFFODILS

- 1.31 Any tazetta daffodil, any colour – show ONE
- 1.32 Any tazetta daffodils, any colours – show THREE

DIVISION 11 – SPLIT CORONA DAFFODILS

- 1.33 Any split corona daffodil, any colours – show ONE
- 1.34 Any split corona daffodils, any colours – show THREE

OTHERS

1.35 Any other daffodil(s), not in the classes above, singles or in threes. *As far as possible, exhibits should be placed in one of the divisions shows (i.e. Divisions 1, 2, 3, 4, 5, 6, 7, 8, or 11). Exhibitors risk having their bloom(s) judged as 'not as schedule' (N.A.S.) if there is a division available and the exhibit(s) have been placed in 'others'. The Judge may advise the Steward..*

COLLECTIONS

- 1.36 A collection of one of each of six distinct cultivars, any varieties, displayed in three vases of two.
- 1.37 A collection of three each of four distinct cultivars
Collection prizes: 1st = £2.00, 2nd = £1.20, 3rd = 80p

SECTION 2: PRIMULAS

Trophy - The Textile Finishing Cup for the most points in Section 2 (Primulas)

Class:

- 2.1 One pot or pan Polyanthus
- 2.2 One pot or pan Primrose
- 2.3 One pot or pan Gold-laced Polyanthus
- 2.4 One pot or pan Double Primrose or Polyanthus
- 2.5 One pot Edged Auricula
- 2.6 One pot Self Auricula
- 2.7 One pot Alpine Auricula
- 2.8 One pot Double Auricula
- 2.9 One pot Border Auricula
- 2.10 One pot Primula denticulata
- 2.11 One pot European Hybrid Primula
- 2.12 One pot Primula not in Classes 2.1 – 2.11

Section 3: OTHER PLANTS

Trophy - The Intermotor Cup for the most points in Section 3 (Other Plants)

Class

- 3.1 Flowering bulb or corm of any variety other than those in Sections 1 and 2, presented in any number in a pot or pan.

| |
|---|
| 3X SPECIAL CLASS: Many of our members have grown three specially prepared hyacinths “Aiolos” for exhibition in this class. They should be presented as grown and in the pot. |
|---|

- 3.2 Any variety of hardy flowering plant, other than a bulbous plant, presented as a pot plant (Alpines are especially suitable for this Class)
- 3.3 A collection of hardy flowering plants presented in a pot (Alpines are especially suitable for this class)
- 3.4 Any variety of indoor or greenhouse flowering plant, to be presented in a pot
- 3.5 A vase of any single variety of flowers not in Sections 1 and 2 (to be judged on quality of blooms, not arrangement)
- 3.6 Any foliage plant presented in a pot

SECTION 4: CHILDREN'S SECTION

NOTES:

- ❖ **For children age 14 and under. Please state child's age on entry form. Judging will take into account the age of the exhibitor.**
- ❖ **There is no entry fee for this section**
- ❖ **All exhibitors in the Children's section win a small prize**

Woodborough Village Garage Cup for the most points in Section IV (Children's Section) gained by an exhibitor under 10 years of age.

The Burgess Cup for the most points gained in Section IV (Children's Section) gained by an exhibitor between 10 and 14 years of age.

Class

4.1 Three muffins. Please write out your recipe. This class will be judged on the appearance and taste of the muffins (but not much will be eaten by the Judge!).

4.2 A robot or scarecrow, made out of any materials. Not to exceed 30 cm in height. This class will be judged on technical merit as well as originality.

4.3 A design for an A4 poster to publicise Village events for the Queen's Diamond Jubilee. (You will need to find out more details yourself but please ensure your information is up-to-date and accurate!) You may use any materials, including computer applications.

Hollybeck Nurseries

Hollybeck Nurseries is a family run nursery, set in idyllic countryside close to the historic market town of Southwell. With knowledgeable staff and the largest selection of quality plants at unbeatable prices, here you will find everything you need for a beautiful garden.

We have on site one of the largest ranges of hardy garden plants in the area, including an extensive range of English grown shrubs and trees, a great selection of perennials for colour year after year, rose trees, climbers and standards and a huge range of spring flowering bulbs. We also stock a wide range of quality composts and aggregates to keep your garden looking fresh.

In our shop we have a wide selection of gardening accessories, cut flowers, HTA gift vouchers, seeds, seasonal arrangements and gifts.

New for this year - The Topiary Tea Room! Join us for delicious home baking and a warm welcome.

Find us half way between Southwell and Oxtun on the B6386 open 7 days a week Monday-Saturday 8:30-5pm Sunday 10:30-4:30pm

Tel 0115 9655450

Fax 0115 9656488

Email info@hollybeck.co.uk

The highest quality naturally

SECTION 5: FLORAL ART

Trophy - Tallon Construction Cup for the most points in Section 5 (Floral Art)

Class

5.1 “Daffodils” – a free choice of design using ten daffodils of any variety or varieties. Blossom and/or driftwood may be included but daffodils should predominate. Maximum dimensions 18” (45cm) in any direction.

5.2 “Romantic interlude” – a table arrangement for a dinner for two. Candle(s) may be used. Size as appropriate.

5.3 “Preserved for posterity” – an exhibit of dried or glycerined material. Not to exceed 45 cm (18”) tall, 30cm (12”) wide.

5.4 “Diamond Jubilee” – an arrangement to interpret the title. Not to exceed 45 cm (18”) in any direction.

5.5 “I can’t do Floral Art to save my life!” An opportunity for all Exhibitors to show a vase of seasonal flowers of their choice. The exhibit may include flowers, twigs, blossom, foliage and accessories and will be judged on the quality of the blooms and the overall effect. No limit to size. Go on – have a go!

NOTES:

- (i) Please note Exhibition Rules 1 and 2.
- (ii) Where they are given, dimensions are all width x height
- (iii) Exhibitors in the Floral Art Section are advised to stay with exhibits until 9.45 am, to ensure that the final positioning of exhibit(s) is as they would wish exhibit(s) to be judged.

Woodborough Horticultural Society

Paid

SPRING SHOW ENTRY FORM 2012

N.B Special classes are 1X for previously distributed "Ambergate" daffodils to be shown in the pot, as grown and 3X "Aiolos" hyacinths to be shown in the pot as grown

I wish to enter the following classes:-

SECTION 1 NARCISSI

| | | | | | | | | | | | | | | | | | | | |
|-----------------------|--|--|--|--|--|--|--|--|--|--|--|--|--|--|--|--|--|--|--|
| Class | | | | | | | | | | | | | | | | | | | |
| No. of entries | | | | | | | | | | | | | | | | | | | |

| | | | | | | | | | | | | | | | | | | | |
|-----------------------|--|--|--|--|--|--|--|--|--|--|--|--|--|--|--|--|--|--|--|
| Class | | | | | | | | | | | | | | | | | | | |
| No. of entries | | | | | | | | | | | | | | | | | | | |

SECTION 2 PRIMULAS

| | | | | | | | | | | | | | | |
|-----------------------|--|--|--|--|--|--|--|--|--|--|--|--|--|--|
| Class | | | | | | | | | | | | | | |
| No. of entries | | | | | | | | | | | | | | |

SECTION 3 OTHER PLANTS

| | | | | | | | |
|-----------------------|--|--|--|--|--|--|--|
| Class | | | | | | | |
| No. of entries | | | | | | | |

SECTION 4 CHILDREN'S SECTION

| | | | | |
|-----------------------|--|--|--|----------------------------|
| Class | | | | Age of child = _____ years |
| No. of entries | | | | |

SECTION 5 FLORAL ART

| | | | | |
|-----------------------|--|--|--|--|
| Class | | | | |
| No. of entries | | | | |

I have read and agree to abide by the rules of the Spring Show, printed on the inside cover of the current schedule.

Signed.....

Are you a Member of Woodborough Horticultural Society? YES / NO

Name.....Address.....

Please return this form to:
The Show Secretaries OR Jill Hicking, 29 Aldene Way, Woodborough OR any Committee member, preferably before Show Day